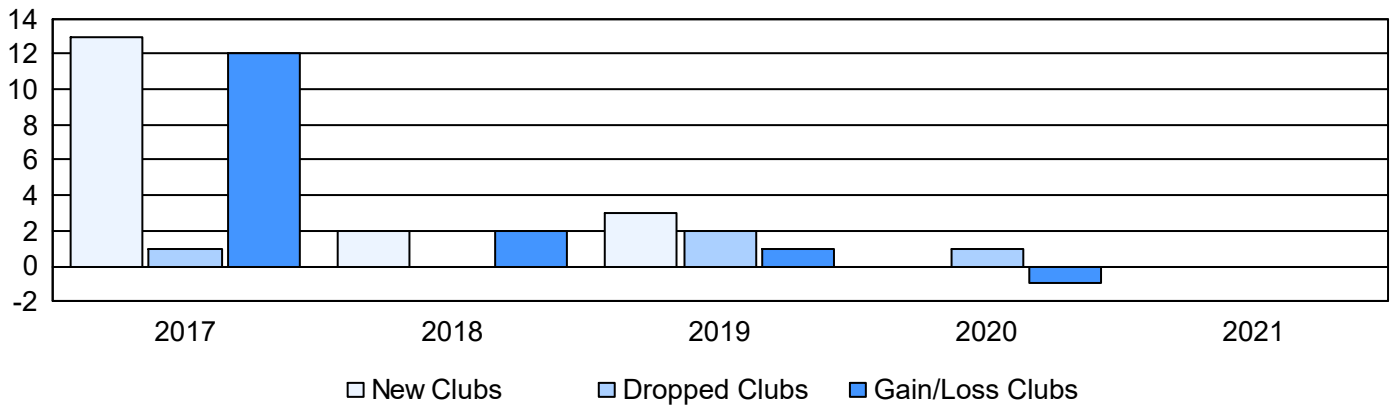
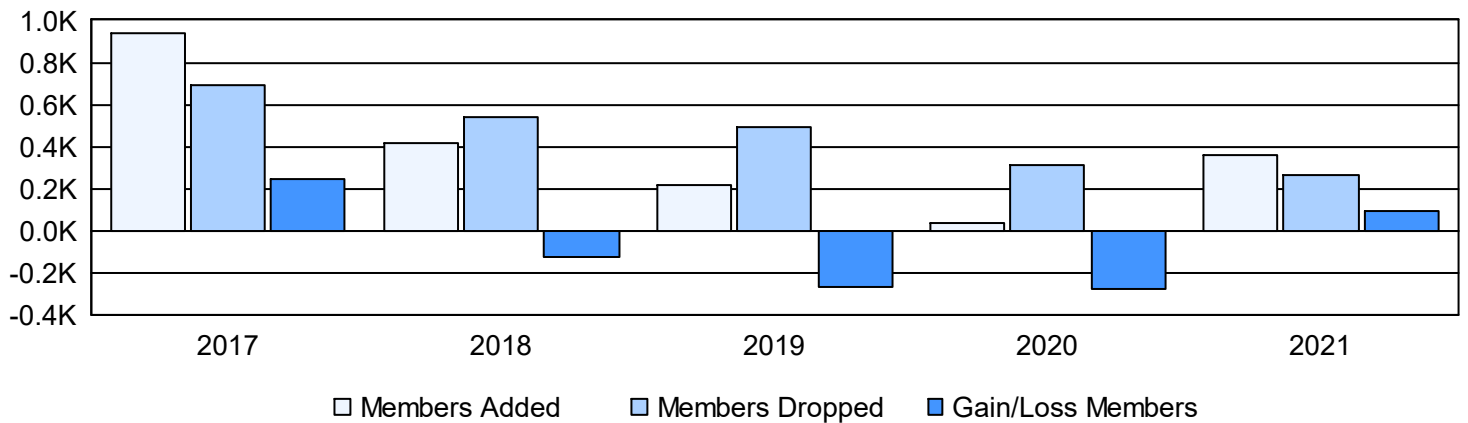


Year	New Clubs	Dropped Clubs	Gain/ Loss Clubs	New Members	Charter Members	Reinstate Members	Transfer Members	Total Member Added	Total Members Dropped	Gain/ Loss Members
2016-2017	13	1	12	468	429	20	18	935	692	243
2017-2018	2	0	2	264	124	12	15	415	542	-127
2018-2019	3	2	1	81	108	7	21	217	489	-272
2019-2020	0	1	-1	0	17	2	19	38	312	-274
2020-2021	0	0	0	293	19	14	33	359	265	94
Average	4	1	3	221	139	11	21	393	460	-67

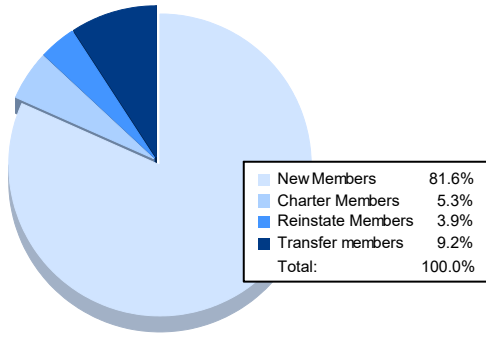
Clubs



Members



Membership Composition June 2021 Cumulative



Gender Composition June 2021 Cumulative

